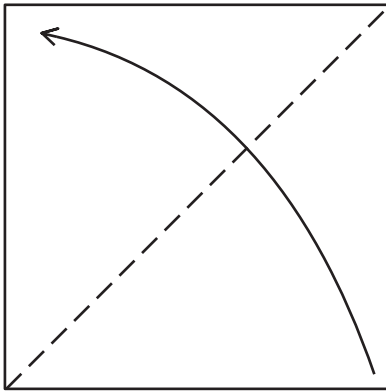


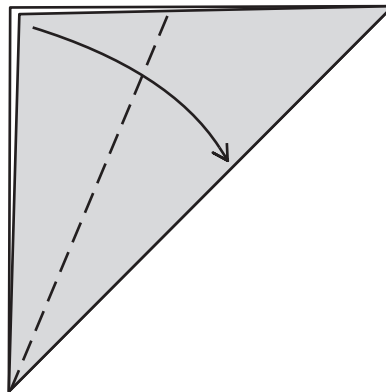
Dollar à partir d'un carré

Dollar Bills from a square

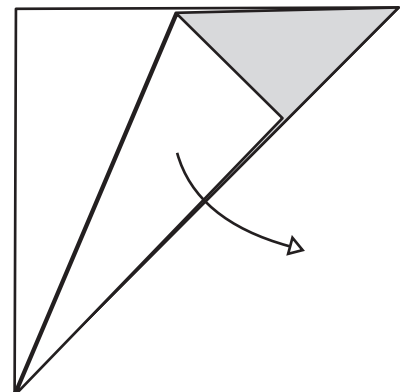
Diagramme / Diagram : Nicolas TERRY
 Source : John Montroll - Dollar Bill Origami



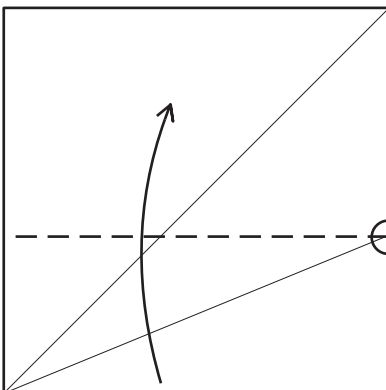
⊖ 1. Plier la diagonale.
Fold along the diagonal.



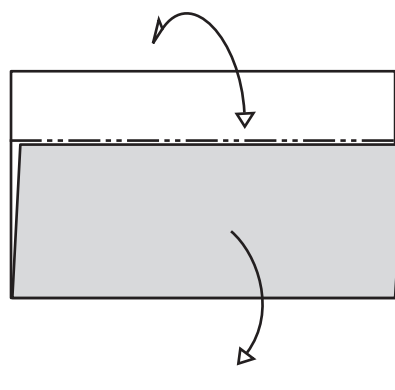
2. Plier la bissectrice.
Fold along angle bisector.



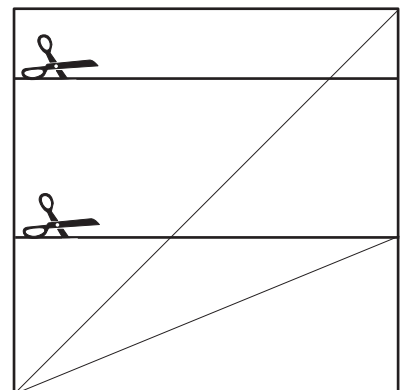
3. Déplier.
Unfold.




4. Plier selon le point de référence.
Fold from the reference point.



5. Plier et déplier puis déplier l'ensemble.
Fold and unfold the top. Then unfold all.



6. Découper selon les plis horizontaux.
Cut along the creases!



7. Vous obtenez deux rectangles au format \$.
You obtain your 2 new \$ bill !